

Pembroke Concentrated Fund – Class A

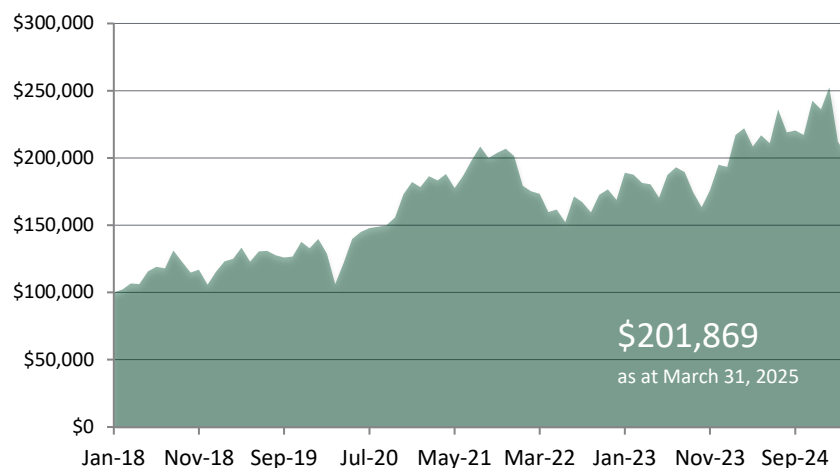
Formerly known as The Pembroke Concentrated Fund – Class A

Investment Objective & Strategies

The Pembroke Concentrated Fund seeks to provide unitholders with long-term growth through capital appreciation by investing primarily in a concentrated number of small- to mid-sized US and Canadian companies judged to have above-average growth potential or to be undervalued. The investment analysis for this Fund follows a bottom-up approach, which emphasizes careful company-specific analysis. The strategy involves identifying stocks with either sustainable growth characteristics or unrecognized intrinsic value from a universe primarily, but not exclusively, of small- to mid-sized US and Canadian stocks. The stocks of larger companies may also be held if they are growing rapidly. The portfolio manager invests in companies it believes have quality management teams with aligned interests, sustainable growth prospects, a strong competitive position and business quality. The portfolio manager aims to add value through disciplined security selection and a concentrated approach to portfolio construction, with approximately 15-20 companies expected in the portfolio.

Growth of \$100,000 (CA\$)

invested on January 31, 2018



The above illustrates the effects of the compound growth rate and is not intended to reflect future values of the Fund or returns on investment in the Fund.

Performance - Compound Annual Returns (%)

	1 month	3 months	YTD	1 year	3 years	5 years
Pembroke Concentrated Fund - Class A	(4.80)	(14.51)	(14.51)	(9.08)	5.22	13.72
Pembroke Concentrated Fund - Class A (US\$)	(4.44)	(14.36)	(14.36)	(14.42)	0.38	13.31
Morningstar Rating® (Quartile)	1 st	4 th	4 th	4 th	2 nd	2 nd

Performance is reported in Canadian Dollars except where noted, net of transaction costs and net of all other fees, excluding management fees. Management fees are charged directly to unitholders based on their assets under management. Periods greater than one year have been annualized. The performance for the portfolio and benchmark index are measured using the "time weighted" rate of return methodology. Source: Pembroke Management Ltd., March 31, 2025.

Performance - Calendar Returns (%)

	2024	2023	2022	2021	2020	2019
Pembroke Concentrated Fund - Class A	21.10	15.48	(19.07)	14.62	37.05	25.70
Pembroke Concentrated Fund - Class A (US\$)	11.02	18.34	(24.31)	15.51	39.30	n/a
Morningstar Rating® (Quartile)	1 st	2 nd	4 th	4 th	1 st	1 st

QUICK FACTS

Morningstar Rating™ ★★

Subject to change on a monthly basis

Category: US Small/Mid Cap Equity

Total Assets

\$99,818,231

Date of Inception

January 31, 2018

(Mutualised April 1, 2020)

From January 31, 2018 to April 1st, 2020, Class A units of the Fund were distributed pursuant to an exemption from the prospectus requirement. The annual Financial Statements of the Fund, while a pooled fund, are available on our website or upon request

GBC 991 Unit Price (NAV) (CA\$)

\$18.9449

GBC 991UA Unit Price (NAV) (US\$)

\$13.1768

Operating Expenses

0.12%*

*For the period this Fund was a pooled fund, the expenses would have been higher if the Fund was a prospectus mutual fund.

Last Distribution (2024-12-17)

\$0.392730 (CA\$)

\$0.274349 (US\$)

Eligible for Registered Plans

CA\$ Yes; US\$ No

Fund Sub-Advisor

Pembroke Management Ltd.

Custodian

RBC Investor Services & Treasury Services

Auditor

Deloitte LLP

Minimum Investment

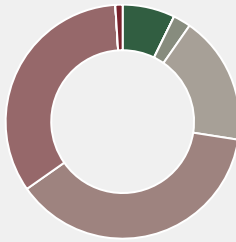
\$100,000 (across Fund family, \$10,000 if subscribed through registered dealer; \$500 additional

Management Fee

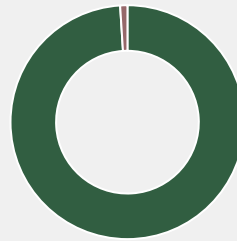
An annual fee of 1.50% is charged outside the Fund, on a monthly basis. A reduced fee is offered to accounts above \$5 million.

Pembroke Concentrated Fund - Class A

SECTOR ALLOCATION*



PORTFOLIO ALLOCATION*



Communication Services	0%	Industrials	38%	Canadian Equity	0%
Consumer Discretionary	7%	Information Technology	34%	US Equity	99%
Consumer Staples	0%	Materials	0%	Cash and Cash Equivalents	1%
Energy	0%	Real Estate	0%		
Financials	2%	Utilities	0%		
Healthcare	18%	Cash & Cash Equivalents	1%		

*Percentages may not add up to 100% due to rounding

LOW LOW TO MEDIUM MEDIUM MEDIUM TO HIGH HIGH

Risk

When you invest in a fund, the value of your investment can go down as well as up. **Effective May 8, 2024, Pembroke Private Wealth Management has increased the risk rating of this Fund from medium-high to high.** For a description of the specific risks of this Fund, see the Fund's simplified prospectus.

What if I change my mind?

Under securities law in some provinces and territories, you have the right to withdraw from an agreement to buy mutual fund units within two business days after you receive a simplified prospectus, or Fund Facts documents, or cancel your purchase within 48 hours after you receive confirmation of the purchase. In some provinces and territories, you also have the right to cancel a purchase, or in some jurisdictions, claim damages if the simplified prospectus, annual information form, Fund Facts document, or financial statements contain a misrepresentation. You must act within the time limit set by the securities law in your province or territory. For more information, see the securities law of your province or territory or ask a lawyer.

Is this fund for you?

Consider this fund if:

- you are looking for a growth component of a concentrated number of US and Canadian companies in your diversified investment portfolio
- you are looking for long term capital appreciation and can accept the additional risk of investing in smaller to mid sized companies
- you can handle the ups and downs of the stock market
- you are planning to hold this investment for at least 5 years or more
- you have at least a high tolerance for risk; and
- You do not require daily liquidity.

This fund can be readily liquidated or redeemed, on any valuation day, being on each Tuesday, or if any such Tuesday is not a business day, then on the next business day immediately succeeding it, and on the last business day of each month.

For more information

Contact Pembroke Private Wealth Management Ltd. or your financial advisor for a copy of the Fund's simplified prospectus and other disclosure documents. These documents and the Fund Facts make up the Fund's legal documents.

Top 10 Holdings

Core & Main	8.77%
Globus Medical	7.77%
Cellebrite DI	7.32%
Installed Building Products	7.23%
SiteOne Landscape Supply	6.86%
Federal Signal	6.68%
Monolithic Power Systems	6.32%
AAON	5.99%
Vertex	5.60%
Pure Storage	5.43%
Total Investments	20

Total percentage of top 10 investments: **67.97%**

CONTACT US

1002 Sherbrooke Street West,
Suite 1700
Montreal QC H3A 3S4
Tel: (514) 848-0716
Toll free: (800) 667-0716

150 King Street West, Suite 1210
Toronto ON M5H 1J9
Tel: (416) 366-2550
Toll free: (800) 668-7383

inquiries@pml.ca www.pml.ca

DISCLAIMER

Commissions, management fees and expenses all may be associated with mutual fund investments. Please read the prospectus before investing.

The indicated rates of return are the historical annual compounded total returns including changes in unit value, reinvestment of all distributions and do not take into account sales charges or income taxes payable by any security holder that would have reduced returns. Mutual funds are not guaranteed, their values change frequently, and past performance may not be repeated.

The Morningstar Rating and category quadrants were developed by Morningstar Research Inc. who reserves all rights. Neither Morningstar nor its content providers are responsible for any damages or losses arising from any use of this information. Quartile rankings are compiled by sorting the funds by returns and range from 1-4 for all time periods covered and can change monthly. The top performing 25% of funds in each fund category are assigned a ranking of 1, and the next 25% a 2, etc.

The Global Industry Classification Standard ("GICS") was developed by and is the exclusive property and a service mark of MSCI Inc. and Standard & Poor's Financial Services LLC and is licensed for use by Pembroke. This fund is only available to Canadian residents.